











ERROR LED Patterns for the TM-H5000

Error	Error Description	Error LED Blinking Pattern	LED	
			Paper Roll	Slip
1) Head High Temperature Error/ cover error.	Print head temperature is too high or abnormal or the paper roll cover is not closed properly.		●	●
			●	●
2) Auto Cutter Error	Auto Cutter does not operate correctly		●	
3) Home Position Detection Error.	Home position could not be detected properly due to paper jam in carriage or other problem.			●
4) Carriage Detection/ cover error.	Carriage motor has gone out of step due to paper jam in carriage or other problem or the cover is open.			●
5) Slip Paper Ejection Error.	Slip or validation paper is not ejected properly after being advanced			●
6) Memory or Gate Array Read/ Write Error.	Read/ write check has failed.		●	●
7) High Voltage Error.	Power supply voltage is too high.		●	●
8) Low Voltage Error.	Power supply voltage is too low.		●	●
9) CPU execution error.	CPU is trying to execute an invalid address.		●	●